

Small Size – Alloys

XM/XT-700 Series Combines Durability of Metal With a Compact Design for Restricted Spaces

- ▶ Stainless Steel or Brass Mountings and Stems
- ▶ 4mm Resolution
- ▶ Indicating Length to 14" (35.5 cm); Stem Length to 20" (50 cm)

These compact units feature the rugged durability of stainless steel or brass construction in a lightweight package. Ideal for tanks less than 2 feet.

XM/XT-700 Series transmitters are exceptionally versatile because of the many useful options available.

ORDER IT!
Ordering is Easy! See Page C-8.
Easy online ordering too!



LEVEL SENSORS – CONTINUOUS

1. Mounting Types

Each mounting type can be configured with stem lengths (L_0) and float material indicated in this table.

Note: Sanitary flange mountings are also available, but not shown. Please contact factory.

Type 1 1/8" NPT	Type 2 3/4" NPT ¹	Type 3 1" NPT ¹	Type 4 3-5/8" Dia. Flange

Dimensions expressed as: $\frac{\text{inches}}{\text{millimeters}}$

Stem and Mounting Material	Brass or 316 Stainless Steel		
Max Length	20" (50 cm)		
Mounting Position	Vertical $\pm 30^\circ$ Inclination		
Float Stops²	Brass Units: Beryllium Copper Grip Rings; Stainless Steel Units: S.S. ARMCO PH-15-7MO Grip Rings		
Pressure Rating, PSI, Max.³	See Float Value on Following Page		50

Notes: 1. Mounting Types 2, 3 & 7 are available with a 1/2" MNPT conduit adaptor. This option can be selected on the checklist.

2. In some instances, concentrations of chlorine and other corrosive compounds in the media require the use of collar type float stops. Consult factory for details.

3. Mounting only. Maximum pressure rating for complete unit will be the lower of this pressure or the selected float pressure (see Float Types, on next page).

Mounting Options and Float Selection on following pages.

2. Float Types

Float Materials	Polypropylene		
	Hollow	Foamed	Molded
Compatible Mounting Types	1, 3, 4, 5, 6, 7	1, 3, 4, 5, 6, 7	1, 2, 3, 4, 5, 6, 7
Float Dimensions			
Part Number	145730	119455	231500
Operating Temperature	-40°F to +221°F (-40°C to +105°C)	-40°F to +221°F (-40°C to +105°C)**	-40°F to +200°F (-40°C to +95°C)
Pressure, PSI, Max.	50	250	Atmospheric
Min. Liquid Specific Gravity	0.65	0.90	0.95

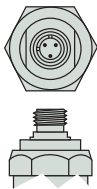
Float Materials	Buna N	Nylon	Polysulfone	316/316L SS
Compatible Mounting Types	1, 3, 4, 5, 6, 7	1, 3, 4, 5, 6, 7	1, 2, 3, 4, 5, 6, 7	1, 3, 4, 5, 6, 7
Float Dimensions				
Part Number	39048	220488	39005	233580
Operating Temperature	Water: to 180°F (82.2°C) Oil: -40°F to +221°F (-40°C to +105°C)	Water: to 180°F (82.2°C) Oil: -40°F to +300°F (-40°C to +149°C)	-40°F to +221°F (-40°C to +105°C)**	-40°F to +400°F (-40°C to +204°C)**
Pressure, PSI, Max.	300*	50	50	275
Min. Liquid Specific Gravity	0.45	0.70	0.75	0.85

* De-rated with temperature.
** -40°F to 257°F (Standard Construction)

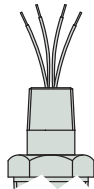
Dimensions expressed as: $\frac{\text{inches}}{\text{millimeters}}$

Options

Integral Receptacle
3-5 Pin miniature receptacle for mounting Type 2, 3 or 7; eliminates splicing and eases connections.




Conduit Adapter
A 1/2" MNPT conduit is available for Mounting Type 2, 3, 4, 5 & 7. Select from list of options on the Check List.



Also Available

XM/XT-750 Combination Siphon and Level Transmitter
Contact Gems for more details. **800-378-1600**

 <p>Photocopy This Form Use one form for each product type you are selecting. <small>This form may also be completed online at gemssensors.com for RFQ.</small></p>	This is a <input type="checkbox"/> Request for a Quote <input type="checkbox"/> Order P.O.# _____ Name _____ Company _____ Street _____ City _____ State _____ Zip _____ Date Required ____/____/____ Shipping Method: _____ Phone (____) _____ Partials Accepted: <input type="checkbox"/> Yes <input type="checkbox"/> No Fax (____) _____ Quantity Needed _____ Date Required ____/____/____ Shipping Method: _____ Partials Accepted: <input type="checkbox"/> Yes <input type="checkbox"/> No
--	--

XM/XT-700 Types Custom Length Float Type Level Transmitters

Application Environmental Conditions

This information is essential to the accurate and proper operation of your GEMS configurable sensors. Please complete fully and accurately.

- | | |
|--|---|
| <p>1. Liquid Media: _____</p> <p>2. Pressure: Minimum _____ psig Maximum _____</p> <p>3. Temperature: Minimum _____ °F Maximum _____</p> <p>4. Specific Gravity: Minimum _____ Maximum _____</p> | <p>5. Viscosity: _____ SSU</p> <p>6. Tank Material: _____</p> <p>Tank Depth: _____</p> <p>7. Unit is Mounted In: <input type="checkbox"/> Tank Top <input type="checkbox"/> Tank Bottom</p> |
|--|---|

1. Series Type:

- XM/XT-700

2. Mounting Type and Materials:

A. Mounting Type (select one):

- Type 1 Type 2 Type 3 Type 4
 Type 5 Type 6 Type 7

Options

- 3-5 Pin Receptacle (Types 2, 3 or 7 only) 1/2" MNPT Conduit Adapter (Types 2, 3, 4, 5 or 7 only)

B. Mount and Stem Material (select one):

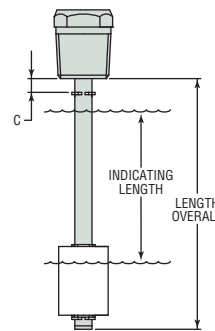
- Brass
 316 Stainless Steel

3. Float Part Number:

4. Electrical Connections (select one type plus length value):

- Lead Wire: Length 12" 24" Other _____
 Cable: Length 12" 24" Other _____
 Other _____

5. Dimensions:



C: Minimum distance from bottom of mounting to upper float stop.

XM Series = 0.25" (6.4 mm)
XT Series = 1.0" (25.4 mm)

Provide values for both items and check the box next to the most critical value.

- Indicating Length _____ Inches Millimeters
 Length Overall _____ Inches Millimeters

6. Output:

XM-700

- Proportional Voltage
 Planned Input Voltage _____
 Resistive (Quantity Dependent)
 Preferred Value @ Maximum Indication _____ Ohms
 Preferred Value @ Minimum Indication _____ Ohms

XT-700

- 2-Wire, Loop Powered 4-20mA Output (Insert Mounted)
 Note: "C" dimension = 1" minimum

Please contact GEMS Sensors Inc. for any configuration or special requirements not covered on this form. **800-378-1600**

Additional minimum charges may apply on special orders.

For use by Gems Sensors & Controls Quote: \$ _____ Date Quoted: ____/____/____



CUSTOM LENGTH FLOAT TYPE LEVEL TRANSMITTERS

ORDER HERE