



BOURDON
The Original by Baumer



Main Features

- For corrosive gasses and liquids
- Class 1 according to EN 837-1
- Wetted parts Stainless steel
- Approval Lloyd's Register
- Option : liquid-filled for applications with pulsations or vibrations
- Option : case material 1.4404 (316L) for aggressive ambience

Applications

- Food & Beverage
- Laboratory & Medical
- Oil & Gas / Chemical
- Water & Waste water
- Energy
- Transportation & Logistics
- Machinery

Technical Data

Nominal size	160 mm	Movement	Stainless steel
Measurement range	-1 ... 0 to 0 ... 1600 bar	Window	Instrument glass
Pressure limitation		Window gasket	Elastomer
Ranges ≤ 600 bar	Steady : 100% of full scale value Fluctuating : 90% of full scale value Short time : 130% of full scale value	Dial	Aluminium, white
Ranges > 600 bar	Steady : 75% of full scale value Fluctuating : 65% of full scale value Short time : 100% of full scale value	Pointer	Aluminium, black
Accuracy	Class 1 (according EN837-1)	Temperature	Ambient : -20 ... +70°C Medium : -40 ... +200°C (not filled) For liquid filled version see ordering details. The case temperature must not exceed +70°C Storage : -40 ... +70°C
Protection rating	IP 65 (EN 60529)	Thermal drift	± 0.4% F.S. / 10 K (reference : 20°C)
Process Connection	Stainless steel 1.4404 (AISI 316L)		
Bourdon tube	Stainless steel 1.4404 (AISI 316L)		
Case	Stainless steel 1.4301 (AISI 304) Option : stainless steel 1.4404 (AISI 316L)		
Bezel ring	Stainless steel 1.4301 (AISI 304) Option : stainless steel 1.4404 (AISI 316L)		

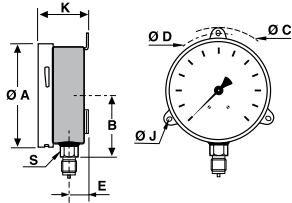
Options

ATEX II2GDc-IM2c (Including window laminated safety glass)	Code 0078
Adjustable friction pointer	Code 0679
Window laminated safety glass	Code 0751
Window polycarbonate	Code 0753
Restrictor screw Ø 0.5 (for fittings > 1/4")	Code 0771
Stainless steel 1.4404 (AISI 316L) solid drawn Bourdon tube	Code 0816
Lloyd's Register approval	Code 0827
Accuracy class 0.6 (For pressure gauge not filled and P < 1000 bar)	Code 0840

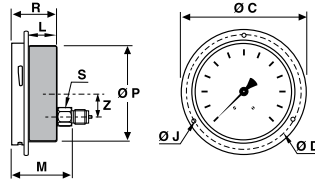
To be ordered separately

Material certificate 3.1 EN10204	Code Q1229
Calibration certificate EN837-1 (5 points raising and 5 points falling)	Code Q1070

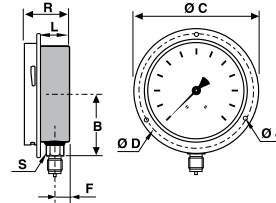
Dimensions - Types of mounting



A (11)*

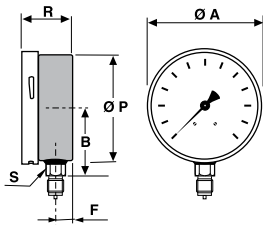


B (32)*

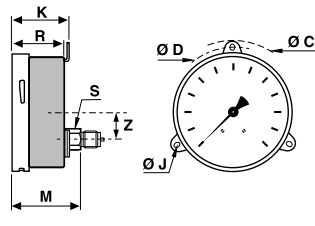


C (12)*

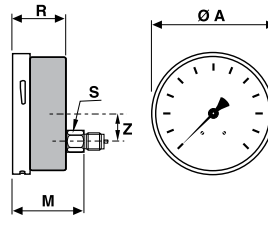
Weight (kg)
Filled : 1.900
Unfilled : 0.980



D (10)*



E (31)*



F (30)*

Panel cut-outs for type B = Ø 164 mm

*Type of mounting according to EN837-1 in brackets

mm	A	B	C	D	E	F	J	K	L	M	P	R	S	Z
NS 160	161	93.5	196	178	21.5	17	5.5	54.5	44	64	159	50	22	31.5

Pressure ranges

Code	Bar
B58	-0.6 ... 0
B59	-1 ... 0
B72	-1 ... 0.6
B74	-1 ... 1.5
B76	-1 ... 3
B77	-1 ... 5
B79	-1 ... 9
B81	-1 ... 15
B82	-1 ... 24
B12	0 ... 0.6
B15	0 ... 1
B16	0 ... 1.6
B18	0 ... 2.5
B19	0 ... 4
B20	0 ... 6
B22	0 ... 10
B24	0 ... 16
B26	0 ... 25
B27	0 ... 40
B29	0 ... 60
B31	0 ... 100
B33	0 ... 160
B35	0 ... 250
B38	0 ... 400
B39	0 ... 600
B41	0 ... 1 000
B42	0 ... 1 600

Code	kPa
D58	-60 ... 0
D59	-100 ... 0
D72	-100 ... 60
D74	-100 ... 150
D76	-100 ... 300
D77	-100 ... 500
D79	-100 ... 900
D81	-100 ... 1 500
D82	-100 ... 2 400
D12	0 ... 60
D15	0 ... 100
D16	0 ... 160
D18	0 ... 250
D19	0 ... 400
D20	0 ... 600
D22	0 ... 1 000
D24	0 ... 1 600
D26	0 ... 2 500
D27	0 ... 4 000
D29	0 ... 6 000
D31	0 ... 10 000
D33	0 ... 16 000
D35	0 ... 25 000
D38	0 ... 40 000
D39	0 ... 60 000

Code	kg/cm ²
F58	-0.6 ... 0
F59	-1 ... 0
F72	-1 ... 0.6
F74	-1 ... 1.5
F76	-1 ... 3
F77	-1 ... 5
F79	-1 ... 9
F81	-1 ... 15
F82	-1 ... 24
F12	0 ... 0.6
F15	0 ... 1
F16	0 ... 1.6
F18	0 ... 2.5
F19	0 ... 4
F20	0 ... 6
F22	0 ... 10
F24	0 ... 16
F26	0 ... 25
F27	0 ... 40
F29	0 ... 60
F31	0 ... 100
F33	0 ... 160
F35	0 ... 250
F38	0 ... 400
F39	0 ... 600
F41	0 ... 1 000
F42	0 ... 1 600

Code	psi
H59	-30" Hg ... 0
H73	-30" Hg ... 15
H75	-30" Hg ... 30
H2C	-30" Hg ... 60
H78	-30" Hg ... 100
H79	-30" Hg ... 150
H81	-30" Hg ... 220
H82	-30" Hg ... 300
H13	0 ... 10
H15	0 ... 15
H1C	0 ... 20
H17	0 ... 30
H19	0 ... 60
H21	0 ... 100
H22	0 ... 160
H23	0 ... 200
H25	0 ... 300
H26	0 ... 400
H27	0 ... 600
H30	0 ... 1 000
H31	0 ... 1 500
H34	0 ... 3 000
H38	0 ... 6 000
H40	0 ... 10 000
H41	0 ... 15 000
H1D	0 ... 20 000

Ordering details MEX8

	MEX	8	-			.	xxx	/
Model	MEX							
All stainless steel pressure gauge								
Nominal size		8						
160 mm			-					
Type of mounting								
Stainless steel case and bezel ring 1.4301 (AISI 304)								
Bottom connection, 3 back lugs fixing								A
Back connection, front flange, 3 mounting holes								B
Bottom connection, front flange, 3 mounting holes								C
Bottom connection								▶ D
Back connection, 3 back lugs fixing								E
Back connection								▶ F
Stainless steel case and bezel ring 1.4404 (AISI 316L)								
Bottom connection, 3 back lugs fixing								1
Back connection, front flange, 3 mounting holes								2
Bottom connection, front flange, 3 mounting holes								3
Bottom connection								4
Back connection, 3 back lugs fixing								5
Back connection								6
Process connection								
G 1/4								2
G 1/2								▶ 3
G 3/8								J
1/4 NPT								5
1/2 NPT								▶ 6
M20 x 1.5								9
Liquid filling								
Dry								▶ 0
BH1 : low viscosity glycerin/water 86% (medium : -20 ... +70°C) ⁽¹⁾								1
BH2 : high viscosity glycerin/water 99,5% (medium : 0 ... +90°C) ⁽¹⁾								2
BH3 : silicone oil (medium : -40 ... +100°C) ⁽¹⁾								3
Unit of measurement / Pressure ranges ⁽²⁾								
bar								▶ Bxx
psi								▶ Hxx
kPa								▶ Dxx
MPa								Exx
mbar								Nxx
kg/cm ²								Fxx
bar / psi (double scale)								Kxx
psi / bar (double scale)								Sxx
psi / kPa (double scale)								Vxx
kPa / psi (double scale)								Wxx
kg/cm ² / psi (double scale)								5xx
Options to be added behind the / (see example below)								

(▶ Standard version)

⁽¹⁾ Pressure range 0.6 bar: accuracy cl. 2.5 with BH1 and BH3, not available with BH2

⁽²⁾ Available standard pressures ranges, see tables on page 2. For ranges not listed, please contact Baumer.

Ordering example with options

